

注射式裂缝可靠化学锚栓 VMZ

锚固设计辅助表

(开裂混凝土 C25)



表中列数据是根据欧洲技术认证 ETA-04/0091 计算的容许使用荷载。




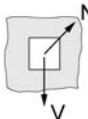
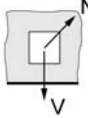
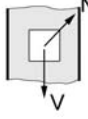
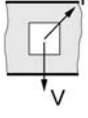
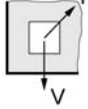
承载力设计值可由表中数据乘以荷载分项系数 1.4 求得。

适用条件:

- 荷载作用在锚板中心, 荷载方向见图 2
- 主要是静荷载
- 刚性锚板符合平面假设
- 锚栓按 MKT 公司要求正确安装
- 分项系数:
 - 荷载分项系数 $\gamma_F = 1.4$
 - 锚栓材料分项系数 γ_M 见 MKT 产品技术参数



锚栓在开裂混凝土 C25 中的容许使用荷载, 安全系数已考虑在内

																			
	s[mm] ≥								40	50	55	55	70	95	105	50	65	80	80
	h[mm] ≥	100	120	160	200	250	340	400	100	120	160	200	250	340	400	100	120	160	200
		50 M8	60 M10	80 M12	100 M12	125 M16	170 M20	200 M24	50 M8	60 M10	80 M12	100 M12	125 M16	170 M20	200 M24	50 M8	60 M10	80 M12	100 M12
 <p>远离边缘</p>	zul. N 90° [kN] →	6.0	8.0	12.3	17.1	24.0	38.0	48.5	7.7	10.2	15.1	20.3	28.4	45.1	57.0	8.1	10.8	16.4	21.7
	zul. F 60° [kN] ↘	5.8	8.0	12.5	15.7	24.0	40.9	52.1	8.3	10.9	16.2	21.6	30.6	48.5	61.3	8.7	11.7	17.6	22.7
	zul. F 45° [kN] ↘	5.8	8.1	12.8	15.5	24.4	43.0	54.9	8.7	11.5	17.1	22.6	32.2	51.0	64.5	9.1	12.3	18.5	23.6
	zul. F 20° [kN] ↘	6.9	9.9	15.7	17.6	29.7	56.2	71.7	11.3	15.0	22.3	29.2	42.0	66.6	84.2	11.9	16.0	24.2	30.0
	zul. V 0° [kN] ↓	8.0	12.0	19.4	19.4	36.0	76.0	97.0	15.4	20.4	30.2	38.9	56.9	90.2	113.9	16.0	21.7	32.7	38.9
 <p>近下边缘</p>	c[mm] ≥	40	50	55	55	70	95	105	50	65	80	80	90	95	105	40	50	55	55
	zul. N 90° [kN] →	4.0	5.4	7.5	9.5	13.4	21.2	26.3	5.8	8.0	11.3	13.4	17.8	25.1	31.0	5.3	7.3	10.0	12.0
	zul. F 60° [kN] ↘	1.9	2.7	3.6	4.0	6.2	10.9	13.4	3.1	4.7	6.8	7.5	10.2	13.8	17.0	2.6	3.9	5.2	5.7
	zul. F 45° [kN] ↘	1.5	2.3	3.0	3.3	5.1	9.1	11.2	2.6	4.0	5.9	6.4	8.7	11.8	14.5	2.2	3.3	4.3	4.7
	zul. F 20° [kN] ↘	1.3	1.9	2.5	2.6	4.2	7.6	9.3	2.2	3.5	5.2	5.5	7.6	10.1	12.4	1.8	2.7	3.6	3.8
zul. V 0° [kN] ↓	1.2	1.8	2.3	2.4	3.9	7.2	8.8	2.1	3.4	5.0	5.2	7.2	9.6	11.8	1.7	2.6	3.4	3.6	
 <p>在柱上</p>	c[mm] ≥	40	50	55	55	70	95	105	50	65	80	80	90	95	105	40	50	55	55
	zul. N 90° [kN] →	2.8	3.8	4.7	5.1	7.3	11.5	13.7	5.1	7.3	9.9	10.6	13.5	17.2	20.5	4.5	6.3	8.1	8.8
	zul. F 60° [kN] ↘	2.3	3.3	4.1	4.4	6.6	10.9	13.1	4.9	7.3	10.1	10.8	13.9	17.7	21.3	4.0	5.8	7.5	8.0
	zul. F 45° [kN] ↘	2.2	3.2	4.0	4.2	6.4	10.8	13.1	4.9	7.4	10.4	11.1	14.4	18.3	22.0	3.9	5.7	7.4	7.8
	zul. F 20° [kN] ↘	2.3	3.4	4.4	4.6	7.2	12.6	15.3	5.7	8.9	13.0	13.7	18.1	22.8	27.7	4.4	6.5	8.4	8.8
zul. V 0° [kN] ↓	2.4	3.6	4.6	4.8	7.8	14.4	17.7	6.6	10.7	16.3	17.0	22.9	28.8	35.4	4.7	7.2	9.3	9.7	
 <p>在梁上</p>	c[mm] ≥	40	50	55	55	70	95	105	50	65	80	80	90	95	105	40	50	55	55
	zul. N 90° [kN] →	2.8	3.8	4.7	5.1	7.3	11.5	13.7	4.6	6.7	9.0	9.3	11.5	13.6	16.1	3.7	5.2	6.3	6.4
	zul. F 60° [kN] ↘	1.6	2.4	3.0	3.2	4.9	8.3	10.0	2.8	4.3	6.1	6.4	8.3	10.4	12.5	2.3	3.3	4.2	4.4
	zul. F 45° [kN] ↘	1.4	2.1	2.6	2.8	4.3	7.5	9.1	2.4	3.8	5.5	5.7	7.5	9.6	11.5	2.0	2.9	3.8	3.9
	zul. F 20° [kN] ↘	1.2	1.9	2.4	2.5	4.1	7.5	9.1	2.2	3.5	5.2	5.4	7.5	9.7	11.9	1.8	2.7	3.6	3.8
zul. V 0° [kN] ↓	1.2	1.8	2.3	2.4	3.9	7.2	8.8	2.1	3.4	5.0	5.2	7.2	9.6	11.8	1.7	2.6	3.4	3.6	
 <p>在角部</p>	c[mm] ≥	40	50	55	55	70	95	105	50	65	80	80	90	95	105	40	50	55	55
	zul. N 90° [kN] →	3.1	4.2	5.5	6.5	9.2	14.5	17.8	5.0	7.2	9.8	10.7	13.9	18.5	22.4	4.4	6.1	8.0	9.0
	zul. F 60° [kN] ↘	1.4	2.1	2.7	2.9	4.5	7.9	9.7	2.5	3.9	5.5	5.9	7.9	10.6	13.0	2.1	3.1	4.1	4.4
	zul. F 45° [kN] ↘	1.2	1.7	2.2	2.4	3.8	6.7	8.2	2.1	3.3	4.7	5.0	6.8	9.1	11.1	1.7	2.6	3.5	3.7
	zul. F 20° [kN] ↘	0.9	1.4	1.8	1.9	3.1	5.7	7.0	1.7	2.8	4.1	4.3	5.9	7.9	9.8	1.4	2.2	2.9	3.0
zul. V 0° [kN] ↓	0.9	1.4	1.7	1.8	2.9	5.4	6.6	1.6	2.6	3.9	4.1	5.6	7.5	9.3	1.3	2.1	2.7	2.9	

注射式裂缝可靠化学锚栓 VMZ

锚固设计辅助表

(开裂混凝土 C25)



图1

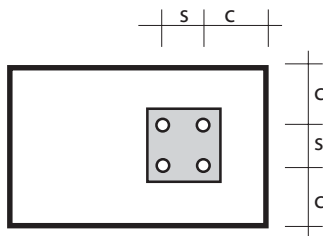
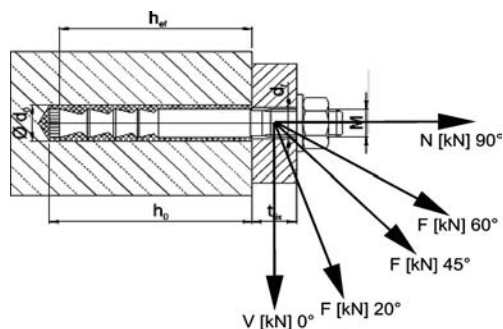



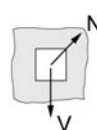
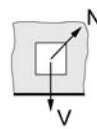
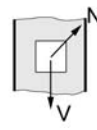
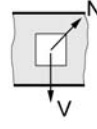
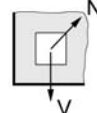


图2



																		
110	150	200	40	50	55	55	70	95	105	50	65	80	80	110	150	200	s[mm]	h[mm]
250	340	400	100	120	160	200	250	340	400	100	120	160	200	250	340	400		
125 M16	170 M20	200 M24	50 M8	60 M10	80 M12	100 M12	125 M16	170 M20	200 M24	50 M8	60 M10	80 M12	100 M12	125 M16	170 M20	200 M24		
			→							zul. N 90° [kN]								
			↘							zul. F 60° [kN]								
			↙							zul. F 45° [kN]								
			↓							zul. F 20° [kN]								
										↓		zul. V 0° [kN]						
			→							zul. N 90° [kN]								
			↘							zul. F 60° [kN]								
			↙							zul. F 45° [kN]								
			↓							zul. F 20° [kN]								
										↓		zul. V 0° [kN]						
			→							zul. N 90° [kN]								
			↘							zul. F 60° [kN]								
			↙							zul. F 45° [kN]								
			↓							zul. F 20° [kN]								
										↓		zul. V 0° [kN]						
			→							zul. N 90° [kN]								
			↘							zul. F 60° [kN]								
			↙							zul. F 45° [kN]								
			↓							zul. F 20° [kN]								
										↓		zul. V 0° [kN]						
			→							zul. N 90° [kN]								
			↘							zul. F 60° [kN]								
			↙							zul. F 45° [kN]								
			↓							zul. F 20° [kN]								
										↓		zul. V 0° [kN]						